

# Brewer

Clinical Support Products

Supporting  
your clinical care  
in so many ways.



## A single, convenient source for so many solutions.

Brewer understands that you need more than quality power tables to equip your exam and procedure rooms for success. That's why we offer a broad selection of ruggedly constructed clinical support solutions to complete your clinical care space. Each product is manufactured to Brewer's rigorous quality standards for design, materials and craftsmanship to provide the reliable, trouble-free service you need. Plus, all our clinical support products are backed by a standard 5-Year Warranty for added peace of mind.



## Hampers & Carts

### Durable designs you can depend on.

#### 18" Round Linen Hamper (45.7 cm)

Durable steel construction with white powder-coat finish. Dimensions: 35.5" H x 18.25" outside diameter (90.2 cm x 46.3 cm).

**Model 33330**

#### Accessories

- 31331 - 18" Rope style  
10 oz. cotton bag
- 34000 - Bag holder



#### 18" Tilt-Top Round Linen Hamper (45.7 cm)

Durable steel construction with white powder-coat finish. Step-on pedal for hands-free use. Dimensions: 35.75" H x 18" outside diameter (90.6 cm x 45.7 cm).

**Model 33334**

#### Accessories

- 31331 - 18" Rope style  
10 oz. cotton bag
- 34000 - Bag holder



#### Multi Purpose Cart

Strong steel frame with durable white powder coat finish. Total weight capacity: 50 lbs (22.7 kg). Dimensions with handle:

37.5" H x 19.5" W x 29" D (95.3 cm x 49.5 cm x 73.6 cm).

Baskets sold separately.

#### Models

- 63400 - Cart frame only
- 63021 - 12" White powder coat wire basket
- 63020-1 - 6" White powder coat wire basket (1 per carton)
- 63020-2 - 6" white powder coat wire basket (2 per carton)



#### Adjustable Folding Linen Hamper

Holds 18", 22" or 25" diameter bags (45.7 cm, 55.9 cm or 63.5 cm).

Features durable white powder-coat finish. Folds for compact storage. Dimensions: 37" H x 20" x 20" D (93.9 cm x 50.8 cm x 50.8 cm).

**Model 33395**

#### Accessories

- 31331 - 18" Rope style  
10 oz. cotton bag
- 31341 - 25" Rope style  
10 oz. cotton bag



#### Plastic Utility Cart

Includes three ABS plastic shelves, 16" W x 21.75" L (40.6 cm x 55.3 cm). Total weight capacity: 200 lbs (90.7 kg). Dimensions with handle: 28" L x 17.5" W x 28" H (71.1 cm x 44.5 cm x 71.1 cm).

**Model 63530**



#### Stainless Steel All Purpose Cart

Features non-corrosive stainless steel construction & three 15.5" W x 24" L (39.4 cm x 61 cm) shelves. Total weight capacity: 300 lbs (136 kg). Dimensions with handle: 28" L x 16.5" W x 32" H (71.1 cm x 41.9 cm x 81.3 cm).

**Model 63500**



#### Tilt-Top Square Hamper

Open design for easy unloading. Step-on pedal for hands-free use. White powder-coat finish. Built-in bag holder supports heavy-duty bags. Dimensions: 38" H x 18.5" W x 19.5" D (96.5 cm x 47 cm x 49.5 cm).

**Model 11410**

#### Accessories

- 31331 - 18" Rope style  
10 oz. cotton bag



#### Mobile Equipment Cart

Powder coated steel cabinet with integral handles, locking casters, & rubber bumpers to prevent wall damage. Has three small drawers & one large drawer.

Dimensions: 34.4" H x 24.2" W x 21.6" D (87.4 cm x 61.5 cm x 54.9 cm).

**Model 63100**

#### Accessories

- 100407 - Drawer dividers





Step Stools

Designed & built to support confident care.



**Step Stool**

Features rugged, steel construction with durable, black powder-coat finish and a skid-resistant rubber mat for safety.

Dimensions: 9" H x 11.25" W x 14.25 L (22.8 cm x 28.6 cm x 36.2 cm). With handrail, total height is 35.25" (89.5 cm).  
Weight capacity: 350 lbs (158 kg).

**Models**

- 11200-1 - 1 Stool per box
- 11200-2 - 2 Stools per box
- 11220 - w/Hand rail

**Accessories**

- 99121 - Replacement crutch tips (set of 4)



**Two-Step, Step Stool**

Features heavy-duty, steel construction with durable, black powder-coat finish and a skid-resistant rubber mat for safety.

Dimensions (1st step): 9" H x 12" W x 16 L (22.9 cm x 30.5 cm x 40.6 cm).

Dimensions (2nd step): 7" H x 12" W x 16 L (17.8 cm x 30.5 cm x 40.6 cm).  
With handrail, total height is 44" (111.8 cm).

Weight capacity: 600 lbs (272 kg).

**Models**

- 31200 - Step stool
- 31220 - Step stool w/hand rail

**Accessories**

- 50016-1 - Hand rail



**Bariatric Step Stool**

Features heavy-duty, steel construction with durable, black powder-coat finish and a skid-resistant rubber mat for safety.

Dimensions: 9.25" H x 11.25" W x 14.25 L (23.5 cm x 28.6 cm x 36.2 cm).  
With handrail, total height is 34" (86.4 cm).


Weight capacity: 600 lbs (272 kg).

**Models**

- 21200 - Step stool
- 21220 - Step stool w/hand rail

**Accessories**

- 99121 - Replacement crutch tips (set of 4)



Instrument Stands, Tables & Kick Bucket

**Mobile Instrument Stand**

Adjustable height from 29"-47.5" (73.6 cm-120.7 cm) for comfortable use sitting or standing. Removable stainless steel tray: 19.2" x 12.7" x 0.75" (48.8 cm x 32.3 cm x 1.9 cm).

**Model 43465**

**Accessories**

- 2102568 - Replacement tray



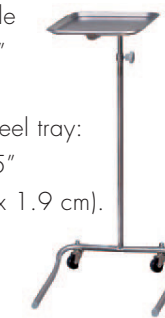
**Stainless Steel Mayo Stand**

Features non-corrosive stainless steel construction. Adjustable height from 31"-48.5" (78.7 cm-123.2 cm). Removable stainless steel tray: 19.2" x 12.7" x 0.75" (48.8 cm x 32.3 cm x 1.9 cm).

**Model 48461**

**Accessories**

- 2102568 - Replacement tray



**Mayo Instrument Stand**

U-shaped base minimizes interference during procedures.

Adjustable height from 31"-48.5" (78.7 cm-123.2 cm). Removable stainless steel tray: 19.2" x 12.7" x 0.75" (48.8 cm x 32.3 cm x 1.9 cm).

**Model 43460**

**Accessories**

- 2102568 - Replacement tray



**Mayo Instrument Stand**

"California" style base for easy positioning. Adjustable height from 34"-52" (86.4 cm-132.1 cm).

Removable stainless steel tray: 19.2" x 12.7" x 0.75" (48.8 cm x 32.3 cm x 1.9 cm).

**Model 11100**

**Accessories**

- 2102568 - Replacement tray




**"U" Base Table**

"U" base fits easily in restricted spaces. Offers convenient, spring-loaded height adjustment from 28.5"-43.25" (72.4 cm-109.9 cm). Top measures 15" x 30" (38.1 cm x 76.2 cm).

**Models**

- 11620 - w/Walnut grain laminate top & chrome base
- 11630 - w/Gray laminate top & gray epoxy finish on base



**Low "H" Base Table**

Designed for low care beds. Features spring-loaded height adjustment. With casters: 19.375"-26.5" (49.2 cm-67.3 cm). With glides: 17.625"-24.5" (44.8 cm-62.2 cm). Top measures 15" x 30" (38.1 cm x 76.2 cm).

**Model**

- 11640 - w/Walnut grain laminate top & chrome base



**"H" Base Table**

Offers convenient, spring-loaded height adjustment from 28.5"-43.25" (72.4 cm-109.9 cm). Top measures 15" x 30" (38.1 cm x 76.2 cm).

**Models**

- 11600 - w/Gray laminate top & gray epoxy finish on base
- 11610 - w/Walnut grain laminate top & chrome base



**Kick Bucket w/Frame**

Features non-corrosive stainless steel construction. Heavy-duty design includes 360° rubber bumper on frame 13 quart size (3.25 gallon).

**Model 48711**

- 48712 - Kick bucket only
- 48714 - Kick bucket frame only



*Pump Stands, IV Poles & Waste Cans*


Quality that stands the test of time.

**Large Infusion Pump Stand**

Our 25.5" diameter (64.8 cm) design delivers the most stable base available, handling up to four infusion pumps and/ or IV controllers (w/ accessories 43433 & 43430). Exclusive "No Loss" knob allows easy height adjustment from 55"-96.5" (139.7 cm-245.1 cm).

**Models**

- 43408 - 2 Ram's horn hook
- 43409 - 4 Ram's horn hook




**Short Wheel Infusion Pump Stand**

Stable, space-saving design features heavy center weight with only a 17.5" diameter (44.5 cm) and exclusive "No Loss" knob for easy height adjustment from 54"-96.5" (137.2 cm-245.1 cm).

**Models**

- 43416 - 2 Ram's horn hook
- 43417 - 4 Ram's horn hook



**Aluminum Base Five-Leg IV Pole**

Includes five-leg cast aluminum base with 22.25" (56.5 cm) diameter, and exclusive "No Loss" knob for easy height adjustment from 52"-93" (132 cm-236.2 cm).

**Models**

- 11350 - 2 Ram's horn hook
- 11360 - 4 Ram's horn hook



**Heavy Base Four-Leg IV Pole**

Features tough, four-leg epoxy-coated steel base with 22" (55.9 cm) diameter, wall-protecting rubber bumpers on the legs, and exclusive "No Loss" knob for easy height adjustment from 51.5"-93" (130.8 cm-236.2 cm).

**Models**

- 43403 - 2 Ram's horn hook
- 43406 - 4 Ram's horn hook



**Two-Hook Four-Leg IV Pole**

Offers four-leg, epoxy-coated steel base with 22" (55.9 cm) diameter and easy, twist-lock height adjustment from 51"-92" (129.5 cm-233.6 cm).

**Model**

- 11300 - 2 Ram's horn hook



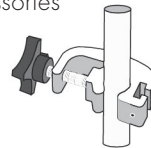
**Accessories for 43416, 43417, 43408, 43409**

The following accessories all attach with the #43433 clamp, which is sold separately.

**Universal Clamp**

Offers fast, flexible attachment & positioning of accessories with setscrew locks.

**Model 43433**



**Oxygen Cylinder Holder**

Holds "D" & "E" size tanks. Ideal for ambulatory patients.

**Model 43429**

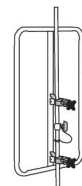


**Infusion Pump Frame**

Mount up to four pumps on a single stand. Easily mount, adjust and remove pump rack. Only for use with infusion pump stands #43408 and #43409.

**Model 43430**

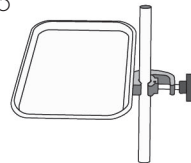
\*Two 43433 clamps needed.



**Add-A-Tray**

Removable stainless steel tray measures 9.75" x 13.5" x 0.75" (48.9 cm x 32.1 cm x 1.9 cm).

**Model 43431**



Model 45269

**Large Round Steel Waste Can**

32 Quart (8 Gallon) Models

- 45266 - White enamel finish
- 45267 - Red enamel finish
- 45268 - Beige enamel finish
- 45269 - Stainless steel finish



Model 35271

**Square Steel Waste Can**

32 Quart (8 Gallon) Models

- 35266 - White enamel finish
- 35267 - Red enamel finish
- 35268 - Beige enamel finish



20 Quart (5 Gallon) Models

- 35269 - White enamel finish
- 35270 - Red enamel finish
- 35271 - Beige enamel finish



Model 25267

**Rectangular Plastic Waste Can**

52 Quart (13 Gallon) Models

- 25266 - White plastic
- 25267 - Red plastic
- 25268 - Beige plastic

32 Quart (8 Gallon) Models

- 25269 - White plastic
- 25270 - Red plastic
- 25271 - Beige plastic



## Task Lighting

### Brilliant additions to any clinical care setting.

*Brewer offers a broad range of solutions to meet your room lighting needs. All feature flexible, "no-drift," gooseneck arms for precise positioning.*

#### LED ECO-Series

Combines premium performance with a low cost of ownership.

This eco-friendly LED light consumes significantly less energy than halogens and its 50,000-hour bulb life is twice that of other LED task lights available. Efficient power consumption also means it remains cooler to the touch.

Yet it provides an industry-best, bright white light (more than 20,000 lux / 880 Lumens with a 5" diameter beam at 18") to drive clinical efficiency. Color temperature is 4000°-6000° Kelvin.

#### Models 19100

200165 - Optional five-caster base

2102755 - Replacement bulb  
(50,000-hour bulb life)

#### Incandescent Series

Advanced reflector system provides shadow-free, crisp white light. Includes a 25-Watt incandescent bulb.

Features a non-metallic head to eliminate surface heat.

#### Model 17100

200165 - Optional five-caster base

001525 - 25-Watt replacement bulb  
(500-hour bulb life)



#### Halogen 35 Series

Delivers crisp, white light (1,500 Footcandles at 24" [61 cm]). High-intensity, low-voltage 35-Watt bulb included (Color temperature is 3000° Kelvin).

Features a non-metallic head to eliminate surface heat; dichroic film-coated reflectors filter out 80% of beam heat; and heat sink technology removes bulb socket heat to help keep the housing cooler to the touch.

#### Model 18100

200165 - Optional five-caster base

001635 - 35-Watt replacement bulb  
(4,000-hour bulb life)



#### Chrome Series

Accepts 10 to 40-Watt incandescent bulb (not included).

Features a durable chrome finish throughout.

#### Model 11500



# Brewer

The Brewer Company, LLC  
N88 W13901 Main Street, Suite 100  
Menomonee Falls, WI 53051

1.888.273.9371  
[www.brewercompany.com](http://www.brewercompany.com)

